

PMC-1001S



PMC-1001S

Standard SMD Reed Switch

Electrical Characteristics @ 25 °C

Contact form		A
Contact material		Ru
Contact rating max.	W / VA	10
Switching voltage max.	VDC	180
	VAC	130
Switching current max.	A	0.7
Carry current max.	A	1
Breakdown voltage min.	VDC	200
Contact resistance max. (initial)	mΩ	150
Insulation resistance min.	Ω	10 ⁹

Magnetical Characteristics (of unmodified Reed Switch) @ 25 °C

Pull in range available	AT	10 - 25
Drop out min.	AT	4
Test coil	TC	010
Test equipment tolerance	± AT	2

Operating Characteristics @ 25 °C

Switching frequency max.	Hz	500
Resonant frequency typ.	Hz	5000
Operate time max. (incl. bounce)	ms	0.5
Release time max.	ms	0.3

Environmental Characteristics

Operating temperature	°C	-40 to +125
Storage temperature	°C	-40 to +125
Soldering temperature max.	°C	300
Vibration (50-2000 Hz)	g	20
Shock (1/2 sin 11 ms)	g	100
Lead tensile strength min.	kg	3

Features

- Small size
- Minimum height above PCB
- Over 1 billion reliable operations at dry circuits or low level loads
- No power supply required
- Perfect economical alternative to Hall switches
- Suitable for automated assembly
- Tape & reel packaging

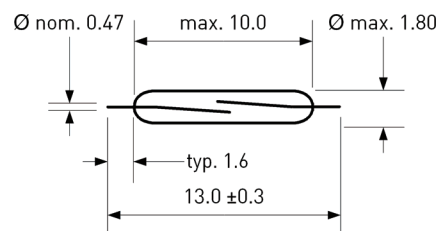
Approvals

RoHS

REACH

UL US

Dimensions in mm



Ordering Information

Packing Unit	3000 pcs
Weight per piece	0.04 g
Weight per package	700 g
Reel size	13 inches

Standard AT ranges

10 to 15	AT
15 to 20	AT
20 to 25	AT

Ordering example

PMC-1001S1520 describes
PMC-1001S with 15 to 20 AT.

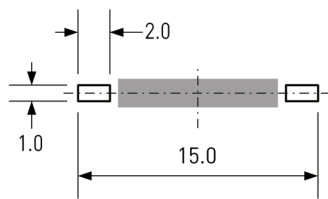
PMC-1001S



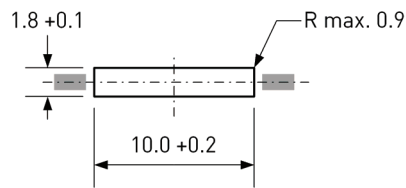
PMC-1001S

Standard SMD Reed Switch

Recommended PCB Layout in mm



Pad sizes

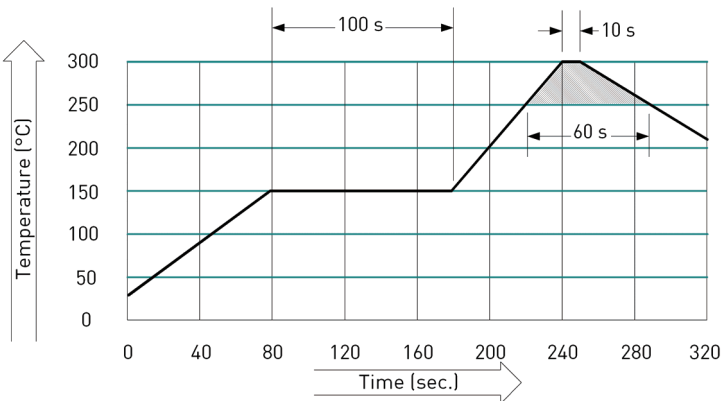


PCB cutout



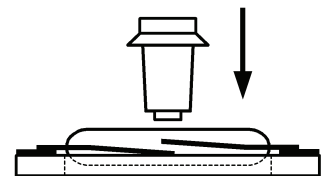
Final assembly position

Soldering Information



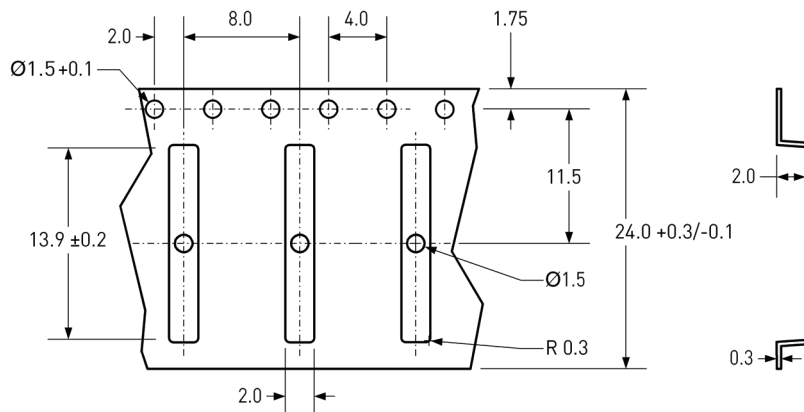
Mounting Force

Recommended Mounting Force	3 N
Maximum Mounting Force	10 N



Tape Dimensions in mm

Tolerance ± 0.1 unless otherwise specified



Remarks

When placed onto ferromagnetic parts switching distance of PMC-1001S may reduce.

Electromagnetical influences and magnetic fields may change the switching behaviour of the SMD Reed Switch.