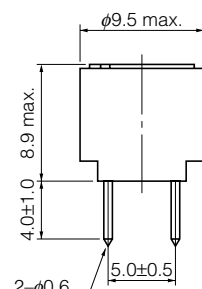
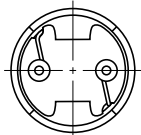
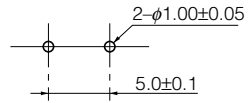
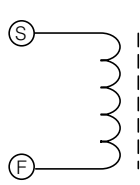


## ■ Examples Type 09D

	Part No.	Inductance (μH)	Tolerance (%)	Test Freq. (kHz)	R <sub>DC</sub> (Ω) [at 20 °C] ** (Tol. ±30 %) (Tol. ±20 %)	*I <sub>DC</sub> . [at 20 °C] (A)max.		
<p>[Dimensions in mm] (not to scale)</p> 	ELC09D2R2□F	2.2	±20	10	0.012	3.50		
	ELC09D2R7□F	2.7			0.013	3.30		
	ELC09D3R3□F	3.3			0.015	3.20		
	ELC09D3R9□F	3.9			0.016	3.10		
	ELC09D4R7□F	4.7			0.018	3.00		
	ELC09D5R6□F	5.6			0.019	2.90		
	ELC09D6R8□F	6.8			0.021	2.80		
	ELC09D8R2□F	8.2			0.024	2.60		
	ELC09D100□F	10.0			0.027	2.50		
	ELC09D120□F	12.0			0.031	2.30		
	ELC09D150□F	15.0			0.035	2.10		
	ELC09D180□F	18.0			0.038	2.00		
		ELC09D220□F			22.0	±10	0.051	1.80
		ELC09D270□F			27.0		0.058	1.60
		ELC09D330□F			33.0		0.081	1.40
		ELC09D390□F			39.0		0.087	1.30
		ELC09D470□F	47.0		0.110		1.20	
		ELC09D560□F	56.0		0.130		1.10	
		ELC09D680□F	68.0		0.140		1.00	
		ELC09D820□F	82.0		0.160		0.90	
		ELC09D101□F	100.0		0.200		0.82	
		ELC09D121□F	120.0		0.250		0.77	
	<p>Recommended PWB piercing plan</p> 	ELC09D151□F	150.0		±10	0.320	0.74	
		ELC09D181□F	180.0			0.360	0.61	
		ELC09D221□F	220.0			0.410	0.58	
		ELC09D271□F	270.0			0.500	0.52	
ELC09D331□F		330.0	0.650	0.49				
ELC09D391□F		390.0	0.860	0.46				
ELC09D471□F		470.0	0.980	0.39				
ELC09D561□F		560.0	1.100	0.36				
ELC09D681□F		680.0	1.400	0.34				
ELC09D821□F		820.0	1.600	0.30				
<p>Connection Schematic</p> 	ELC09D102□F	1000.0	±10	2.100	0.28			
	ELC09D122□F	1200.0		2.400	0.23			
	ELC09D152□F	1500.0		2.800	0.21			
	ELC09D182□F	1800.0		3.800	0.19			
	ELC09D222□F	2200.0		4.400	0.17			
	ELC09D272□F	2700.0		6.100	0.16			
	ELC09D332□F	3300.0		7.000	0.14			
	ELC09D392□F	3900.0		8.000	0.13			
	ELC09D472□F	4700.0		11.200	0.12			
	ELC09D562□F	5600.0		12.600	0.11			
ELC09D682□F	6800.0	14.400	0.10					
ELC09D822□F	8200.0	16.600	0.09					
ELC09D103□F	10000.0	18.800	0.08					

\* Allowable DC Current: Smaller current value either when the inductance is -10 % or when the case temperature has risen 45 °C.