



Entsprechend ROHS ( EG2002/95/EC)

**ISOAUSFÜHRUNG**

Welle/shaft 4mm L=30mm

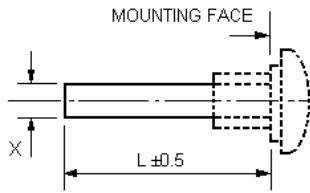
6mm L=35mm

**Drehbereich 300°**

**Rotation angle 300°**

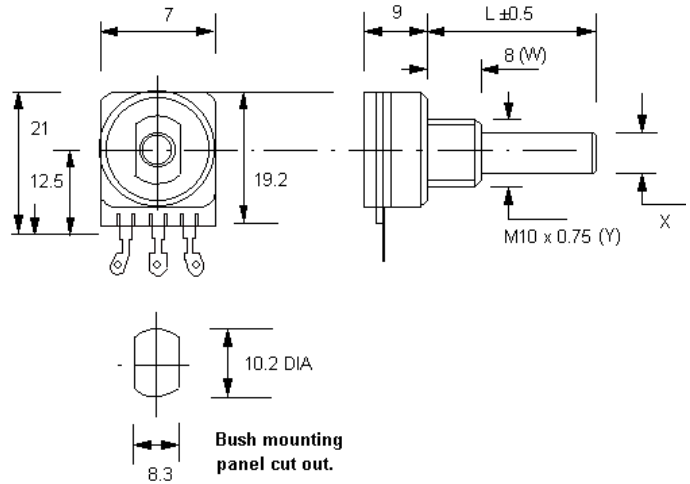


**ALPHASTAT 16 OW16ECO**



TYPE	DESC. (Ø)	L (mm)
F21	4 mm Dia Plastic	Max. 35
F1	6 mm Dia Plastic	Max. 40
F41	6.35mm Dia Plastic	Max. 35

All spindles fixed.



4mm Welle  
Conductive Plastic

6 mm Welle  
Conductive Plastic

4mm Welle Conductive Plastic			6 mm Welle Conductive Plastic								
lin	poslog	neglog	lin	poslog	neglog	lin	poslog	neglog	lin	poslog	neglog
<b>1 k</b>	7152					7232					
<b>2,2 k</b>	7153					7233					
<b>4,7 k</b>	7154	7167				7234	7247				
<b>10 k</b>	7155	7168				7235	7248				
<b>22 k</b>	7156	7169				7236	7249				
<b>47 k</b>	7157	7170				7237	7250				
<b>100 k</b>	7158	7171				7238	7251				
<b>220 k</b>	7159	7172				7239	7252				
<b>470 k</b>	7160	7173				7240	7253				
<b>1 M</b>	7161					7241					

\* lagermassige Ausführungen



# E16ECO POTENTIOMETER DATA

## MECHANICAL DATA

Rotation angle  $300^{\circ} \pm 5^{\circ}$

Operating Torque: 0.4 - 1.5 Ncm

Permissible Torque at End Stop 35 Ncm

## ELECTRICAL DATA

Effective Rotation  $267^{\circ}$  nominal

Rated dissipation @  $40^{\circ}$  C

- 0.25 W linear law or
- 0.12 W non linear law

Limiting Element Voltage 350 V DC

Insulation Resistance  $\geq 4$  Gohms

Insulation Voltage 500 V AC

Rated Resistance: E3 Series

- Optional - E6 Series
- Linear Law: 1K - 1M
- Non linear Law: 4K7 - 470K

Tolerance on Rated Resistance  $\pm 20\%$

- Optional 1K - 1M  $\pm 10\%$

Resistance Law

- Linear: A (See LAW CURVES)
- Non linear: B or C (See LAW CURVES)

Note. Other laws by consultation.

Operating temperature  $-25^{\circ}$  C to  $+70^{\circ}$  C

(See POWER, VOLTAGE & TEMPERATURE CURVES for TEMPERATURE DERATING CURVE)

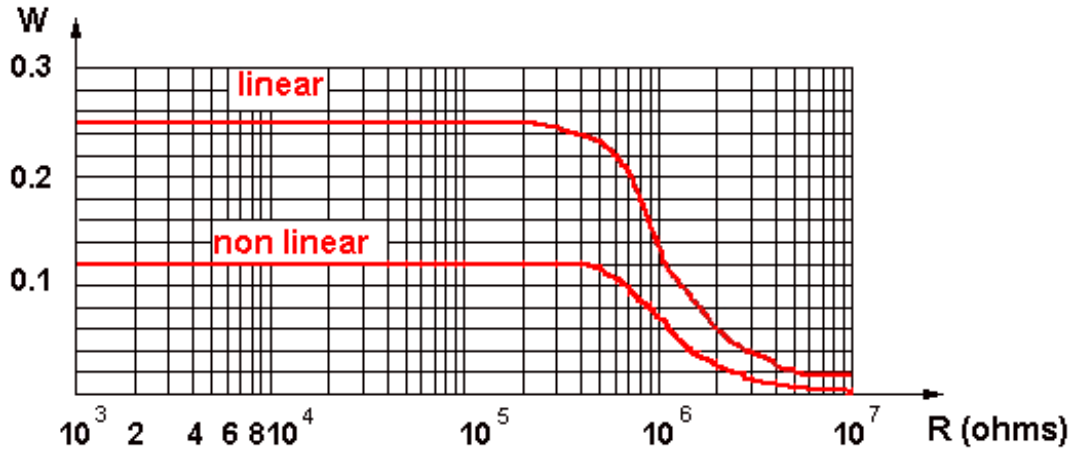
Temperature Coefficient of Resistance +300 -500 ppm

Life >20,000 cycles

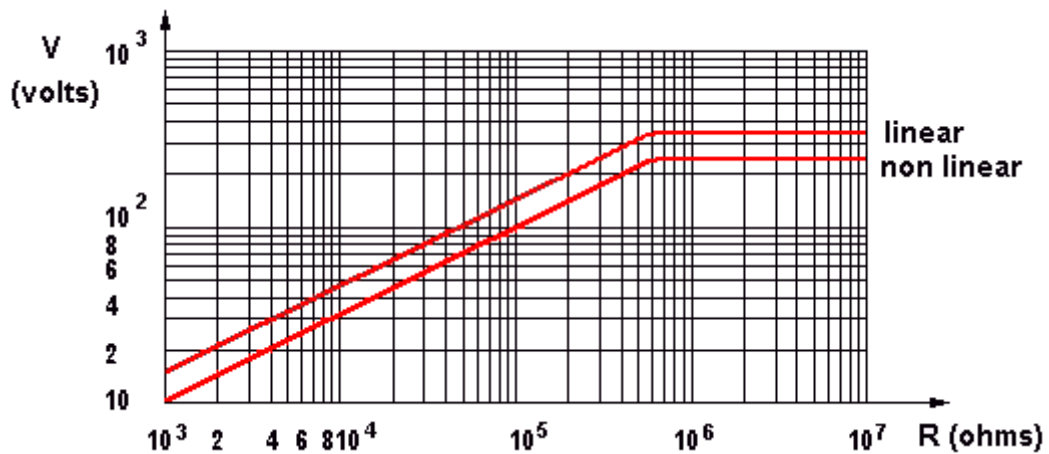


# E16ECO POTENTIOMETER DATA

POWER DISSIPATING CURVE:



MAXIMUM WORKING VOLTAGE CURVE:



TEMPERATURE DERATING CURVE:

